



PRODUCT FEATURES

- Single glazed
- Hinged rear door
- Four adjustable shelves
- Ticket strips on shelves and base
- Under shelf and canopy LED lights
- Sliding front doors - optional
- Ambient converted from heated
- Air removal fan installed in ceiling

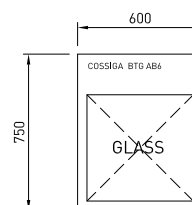
CABINET DIMENSIONS & SPECIFICATIONS

Ambient

Model	Cabinet			Shelving no.	Shelf length	Base tray w x d	Total food units	Display m2
	Length mm	Depth mm	Height mm				100 x 100	
BTGAB6	600	750	1380	4 + base	490 x 445	540 x 510	100	1.16

Prior to installation see, installation guidelines, ventilation requirements and drainage options documents

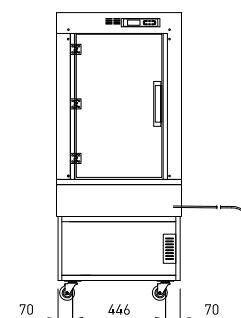
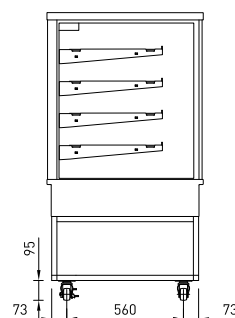
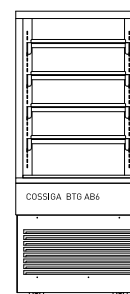
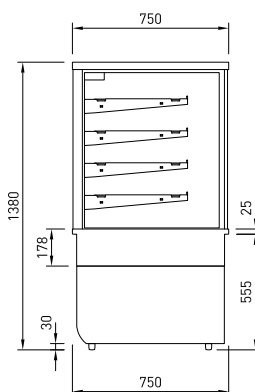
Operating Current	Connection	Voltage
		50/60 Hertz
0.3 Amp	10amp 3 pin plug	240V



ELECTRICAL POWER

Electrical power cord 2200mm
3 pin 10 amp 1 phase socket required

Maximum shelf load weight 15kg
spread evenly



REAR VIEW



PRODUCT FEATURES

- Single glazed
- Sliding rear doors
- Four adjustable shelves
- Ticket strips on shelves and base
- Under shelf and canopy LED lights
- Sliding front doors - optional
- Ambient converted from heated
- Air removal fan installed in ceiling

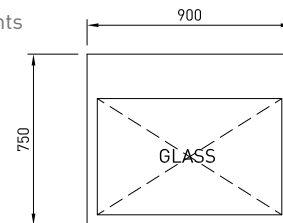
CABINET DIMENSIONS & SPECIFICATIONS

Ambient

Model	Cabinet			Shelving no.	Shelf length	Base tray w x d	Total food units	Display m2
	Length mm	Depth mm	Height mm				100 x 100	
BTGAB9	900	750	1380	4 + base	790 x 445	840 x 510	168	1.86

Prior to installation see, installation guidelines, ventilation requirements and drainage options documents

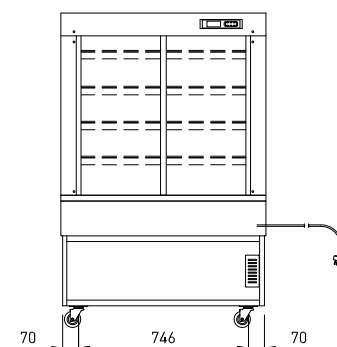
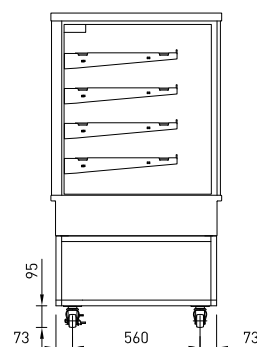
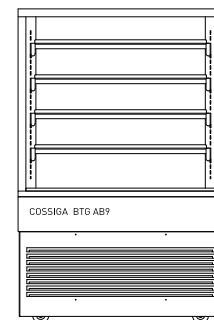
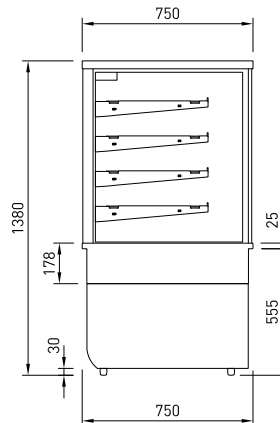
Operating Current	Connection	Voltage
		50/60 Hertz
0.3 Amp	10amp 3 pin plug	240V



ELECTRICAL POWER

Electrical power cord 2200mm
3 pin 10 amp 1 phase socket required

Maximum shelf load weight 15kg
spread evenly



REAR VIEW



PRODUCT FEATURES

- Single glazed
- Sliding rear doors
- Four adjustable shelves
- Ticket strips on shelves and base
- Under shelf and canopy LED lights
- Sliding front doors - optional
- Ambient converted from heated
- Air removal fan installed in ceiling

CABINET DIMENSIONS & SPECIFICATIONS

Ambient

Model	Cabinet			Shelving no.	Shelf length	Base tray w x d	Total food units	Display m2
	Length mm	Depth mm	Height mm				100 x 100	
BTGAB12	1200	750	1380	4 + base	1090 x 445	1140 x 510	255	2.55

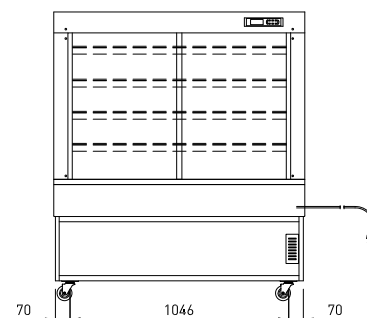
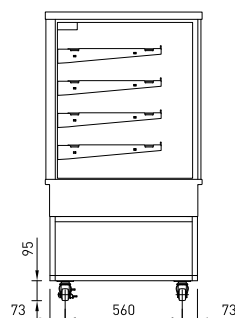

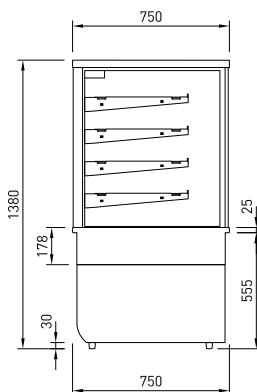
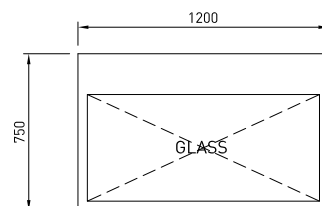
Prior to installation see, installation guidelines, ventilation requirements and drainage options documents

Operating Current	Connection	Voltage
		50/60 Hertz
0.4 Amp	10amp 3 pin plug	240V

ELECTRICAL POWER

Electrical power cord 2200mm
3 pin 10 amp 1 phase socket required

Maximum shelf load weight 15kg
spread evenly



REAR VIEW

WA DEALER
PRACTICAL PRODUCTS PTY LTD

PH: 08 9302 1299
51 Paramount Dr Wangara WA 6065
sales@practicalproducts.com.au
www.practicalproducts.com.au



PRODUCT FEATURES

- Single glazed
- Sliding rear doors
- Four adjustable shelves
- Ticket strips on shelves and base
- Under shelf and canopy LED lights
- Sliding front doors - optional
- Ambient converted from heated
- Air removal fan installed in ceiling

CABINET DIMENSIONS & SPECIFICATIONS

Ambient

Model	Cabinet			Shelving no.	Shelf length	Base tray w x d	Total food units	Display m2
	Length mm	Depth mm	Height mm				100 x 100	
BTGAB15	1500	750	1380	4 + base	1390 x 445	1440 x 510	355	3.2

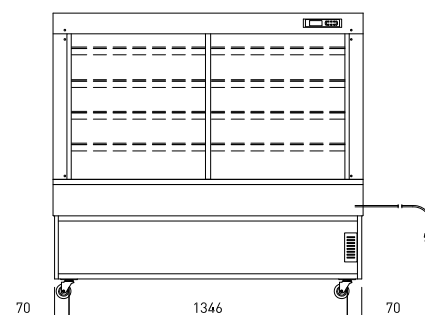
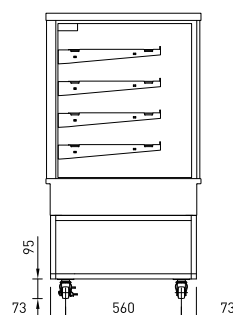
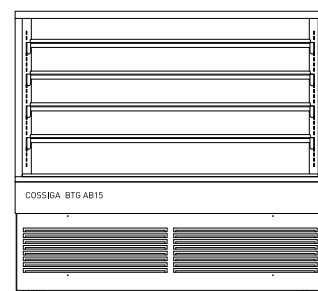
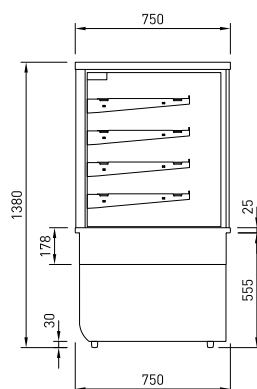
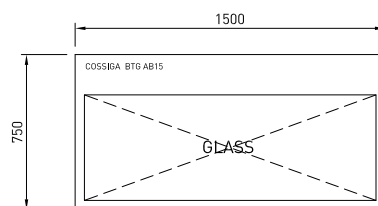
Prior to installation see, installation guidelines, ventilation requirements and drainage options documents

Operating Current	Connection	Voltage
		50/60 Hertz
0.5 Amp	10amp 3 pin plug	240V

ELECTRICAL POWER

Electrical power cord 2200mm
3 pin 10 amp 1 phase socket required

Maximum shelf load weight 15kg
spread evenly



REAR VIEW

WA DEALER
PRACTICAL PRODUCTS PTY LTD

PH: 08 9302 1299
51 Paramount Dr Wangara WA 6065
sales@practicalproducts.com.au
www.practicalproducts.com.au